



REF. GDS **09.00**


# MODEL | **GSL20-40**

- DEUTZ Diesel engine.
- Oil cooling system with radiator.
- Internal residential muffler.
- Central lifting point.
- Baseframe capable to be moved with hand pallet truck.
- Complete with engine and battery liquids.
- Manual pump oil draining pipe.
- Rental kit as option (POWER ON RENT).
- **New** Optional kit with lighting tower completed site trailer.





MODEL		GSL20	GSL30	GSL40	
CODE		SC210TDA	SC290TDA	SC39TDA	
TECHNICAL FEATURES	PRIME POWER PRP	kVA (kW)	20,0 (16,0)	29,0 (23,2)	39,3 (31,4)
	EMERGENCY POWER LTP	kVA (kW)	21,0 (16,8)	30,0 (24,0)	41,2 (33,0)
	Voltage	Volt	400/230	400/230	400/230
	Frequency	Hz	50	50	50
	Power factor	Cos φ	0,8	0,8	0,8
	Fuel capacity	Litres	120	120	120
	Autonomy ( 100% load PRP)	h	23,1	16,9	12,8
	Acoustic power	LWA	92	92	92
	Acoustic pressure at 7m	dB(A)	67	67	67
	Dimensions (LxWxH)	mm	2.225x1.100x1.290	2.225x1.100x1.290	2.225x1.100x1.290
	Weight	kg	910	992	1.064
	<b>DIESEL ENGINE</b>	<b>DEUTZ</b>	<b>F3M 2011</b>	<b>F4M 2011</b>	<b>BF4M 2011</b>
	Cooling system	Type	Oil with radiator	Oil with radiator	Oil with radiator
	Speed	rpm	1.500	1.500	1.500
	Displacement	c.c.	2.330	3.110	3.110
	Cylinders and disposition	n° disp.	3 L	4 L	4 L
	Aspiration	Type	Natural	Natural	Turbo
	Engine power PRP	kWm	19,0	27,6	36,4
	Fuel consumption (100% load)	l/h	5,2	7,1	9,4
	Specific consumption PRP	g/kWh	230	219	217
	Engine governor (standard)	Type	Mechanical	Mechanical	Mechanical
	<b>SYNCHRONOUS ALTERNATOR</b>	<b>STAMFORD</b>	<b>BCI 184 E</b>	<b>BCI 184 F</b>	<b>BCI 184 J</b>
	Insulation	Class	H	H	H
	Mechanical degree protection	Type	IP23	IP23	IP23
	Voltage regulation	Type	Electronic	Electronic	Electronic

TECHNICAL CHARACTERISTICS NOT IMPREGNATIVE RESERVATION OF MODIFICATIONS FOR INNOVATION OF THE PRODUCT

MANUAL CONTROL PANEL (MCP)		GSL20	GSL30	GSL40
MANUAL CONTROL PANEL (MCP)	 <p>Manual control panel mounted on the genset, complete with digital control unit BE23 for monitoring, control and protection of the generating set.</p>	<b>Digital instrumentation</b> through BE23 control unit. <ul style="list-style-type: none"> <li>• Generating set voltage (3 phases).</li> <li>• Generating set frequency.</li> <li>• Generating set intensity (3 phases).</li> <li>• Battery voltage.</li> <li>• Power (kVA - kW - kVAr).</li> <li>• Power factor Cos φ.</li> <li>• Hours-counter.</li> <li>• Fuel level (%).</li> <li>• Engine temperature.</li> </ul>		
		<b>Commands and others</b> <ul style="list-style-type: none"> <li>• DC supply selector switch.</li> <li>• Push-buttons: start/stop.</li> <li>• Emergency stop button.</li> <li>• Remote starting availability.</li> </ul>		
		<b>Protections with alarm</b> <ul style="list-style-type: none"> <li>• Engine protections: low fuel level, low oil pressure, high engine temperature.</li> <li>• Genset protections: over-frequency, battery voltage out of limits.</li> </ul>		
		<b>Protections with shutdown</b> <ul style="list-style-type: none"> <li>• Engine protections: low fuel level, low oil pressure, high engine temperature.</li> <li>• Genset protections: under/over voltage, over-load, under/over frequency, under/over battery voltage.</li> <li>• Circuit breaker protection: IV poles.</li> <li>• Differential protection.</li> </ul>		
		<b>Output</b> <ul style="list-style-type: none"> <li>• Power cables connection to terminals board (external).</li> </ul>		

TECHNICAL CHARACTERISTICS NOT IMPEGNATIVE RESERVATION OF MODIFICATIONS FOR INNOVATION OF THE PRODUCT

AUTOMATIC CONTROL PANEL (ACP)		GSL20	GSL30	GSL40
 <p>Automatic control panel mounted on the genset, complete with digital control unit AC01 for monitoring, control and protection of the generating set.</p>	<b>Digital instrumentation</b> through AC-01 control unit.	<ul style="list-style-type: none"> <li>• Generating set voltage (3 phases).</li> <li>• Mains voltage.</li> <li>• Generating set frequency.</li> <li>• Generating set current (3 phases).</li> <li>• Battery voltage.</li> <li>• Power (kVA - kW - kVAr).</li> <li>• Power factor Cos φ.</li> <li>• Hours-counter.</li> <li>• Engine speed r.p.m.</li> <li>• Fuel level (%).</li> <li>• Engine temperature.</li> </ul>		
	<b>Commands and others</b>	<ul style="list-style-type: none"> <li>• Selector switch with six positions: Automatic test - Automatic starting - Engine locked - Mains contactor forced - Manual starting - Genset contactor forced.</li> <li>• Push-buttons: start/stop, up/down selection, reset.</li> <li>• Emergency stop button.</li> <li>• Remote starting availability.</li> <li>• Acoustic alarm.</li> <li>• Automatic battery charger.</li> </ul>		
	<b>Protections with alarm</b>	<ul style="list-style-type: none"> <li>• Engine protections: low fuel level, low oil pressure, high engine temperature.</li> <li>• Genset protections: under/over voltage, overload, under/over frequency, starting failure, under/over battery voltage, battery charger failure.</li> </ul>		
	<b>Protections with shutdown</b>	<ul style="list-style-type: none"> <li>• Engine protections: low fuel level, low oil pressure, high engine temperature,</li> <li>• Genset protection: under/over voltage, overload, under/over battery voltage, battery charger failure.</li> <li>• Circuit breaker protection: IV poles.</li> <li>• Differential protection.</li> </ul>		
	<b>Output</b>	<ul style="list-style-type: none"> <li>• Plinth row for connection from ACP to LTS panel.</li> <li>• Power cables connection to terminals board (external).</li> </ul>		


AUTOMATIC CONTROL PANEL (AMF)		GSL20	GSL30	GSL40
 <p>Automatic control panel for automatic starting by Mains failure. Delivered loose from the genset, and complete with digital control unit AC01 for monitoring, control and protection of the generating set.</p>	<b>Digital instrumentation</b> through AC01 control unit.	<ul style="list-style-type: none"> <li>• Generating set voltage (3 phases).</li> <li>• Mains voltage.</li> <li>• Generating set frequency.</li> <li>• Generating set current (3 phases).</li> <li>• Battery voltage.</li> <li>• Power (kVA - kW - kVAr).</li> <li>• Power factor Cos φ.</li> <li>• Hours-counter.</li> <li>• Engine speed r.p.m.</li> <li>• Fuel level (%).</li> <li>• Engine temperature.</li> </ul>		
	<b>Commands and others</b>	<ul style="list-style-type: none"> <li>• Selector switch with six positions: Automatic test - Automatic starting - Engine locked - Mains contactor forced - Manual starting - Genset contactor forced.</li> <li>• Push-buttons: start/stop, up/down selection, reset.</li> <li>• Emergency stop button.</li> <li>• Remote starting availability.</li> <li>• Acoustic alarm.</li> <li>• Automatic battery charger.</li> </ul>		
	<b>Change over contactors Mains/Genset</b>	IV poles - 32A.	IV poles - 45A.	IV poles - 60A.
	<b>Protections with alarm</b>	<ul style="list-style-type: none"> <li>• Engine protections: low fuel level, low oil pressure, high engine temperature.</li> <li>• Genset protections: under/over voltage, overload, under/over frequency, starting failure, under/over battery voltage, battery charger failure.</li> </ul>		
	<b>Protections with shutdown</b>	<ul style="list-style-type: none"> <li>• Engine protections: low fuel level, low oil pressure, high engine temperature,</li> <li>• Genset protection: under/over voltage, overload, under/over battery voltage, battery charger failure.</li> </ul>		
	<b>Output</b>	<ul style="list-style-type: none"> <li>• Plinth row for connection from pre-wired panel (mounted on the genset) to AMF panel.</li> <li>• Power cables connected to terminals board (internal).</li> </ul>		

**GENSET SUPPLEMENTS (ONLY AVAILABLE WHEN ORDERED)**









<b>GENSET SUPPLEMENTS</b>	● <b>AFP: AUTOMATIC FUEL TRANSFER PUMP.</b> Not available with KRT.	
	● <b>DCC: DIFFERENT CANOPY COLOUR.</b>	
	● <b>EEG: ENGINE ELECTRONIC GOVERNOR.</b>	
	● <b>KRT: RENTAL KIT.</b> Not allowed with PHS or AFP. Complete of:	
	Battery switch.	
	Fuel filter water separator.	
	Three way valve.	
	Leak proof tray.	
	Earth rod.	
	Sockets kit (3 sockets).	1 x 400V/32A 3P+N+T CE.
		1 x 230V/16A 2P+T CE.
	Sockets kit (5 sockets).	1 x 230V/16A Schuko.
1 x 400V/63A 3P+N+T CE.		
1 x 400V/32A 3P+N+T CE.		
1 x 400V/16A 3P+N+T CE.		
1 x 230V/16A 2P+T CE.		
1 x 230V/16A Schuko.		
● <b>PHS: COOLANT PREHEATING SYSTEM.</b>		



**CONTROL PANEL SUPPLEMENTS (ONLY AVAILABLE WHEN ORDERED)**

<b>CONTROL PANEL SUPPLEMENTS</b>	● <b>MAP: MANUAL ANALOGUE CONTROL PANEL.</b>	
	 <p>Manual control panel mounted on the genset, with analogue instrumentation, and protected through door with lockable handle.</p>	<b>Instrumentation (analogue)</b> <ul style="list-style-type: none"> <li>• Voltmeter with selector switch (3 phases).</li> <li>• Frequency meter.</li> <li>• Ammeter with selector switch (3 phases).</li> <li>• Hours-counter.</li> <li>• Fuel level indicator.</li> <li>• Oil pressure indicator.</li> <li>• Engine temperature indicator.</li> </ul>
		<b>Commands and others</b> <ul style="list-style-type: none"> <li>• Start/stop selector switch with key.</li> <li>• Emergency stop button.</li> </ul>
		<b>Protections with alarm</b> <ul style="list-style-type: none"> <li>• Engine protections: low fuel level, low oil pressure, high engine temperature, battery charger failure.</li> </ul>
		<b>Protections with shutdown</b> <ul style="list-style-type: none"> <li>• Engine protection unit: low fuel level, low pressure oil, high engine temperature, battery charger failure.</li> <li>• Circuit breaker protection: IV poles.</li> <li>• Differential protection.</li> </ul>
		<b>Output</b> <ul style="list-style-type: none"> <li>• Power cables connection directly from circuit breaker.</li> </ul>
	● <b>SKB: SOCKETS KIT B WITH 5 SOCKETS.</b>	1 x 400V/63A 3P+N+T CE.
		1 x 400V/32A 3P+N+T CE.
		1 x 400V/16A 3P+N+T CE.
		1 x 230V/16A 2P+T CE.
1 x 230V/16A Schuko.		
● <b>RSS: REMOTE START/STOP.</b> Only for MAP.		

ACCESSORIES

		GSL20	GSL30	GSL40
 <p>Load transfer switch panel built in a metal cabinet and supplied loose from the genset.</p>	<b>LOAD TRANSFER SWITCH PANEL.</b> <b>Change over contactors</b>	IV poles - 32A.	IV poles - 45A.	IV poles - 60A.
	<b>Connections</b>	<ul style="list-style-type: none"> <li>• Plinth row for connection from ACP to LTS panel.</li> <li>• Terminals board for power cables connection (Genset-Mains-Load).</li> </ul>		
	<b>Protections</b>	<ul style="list-style-type: none"> <li>• Contactors mechanically and electrically interlocked.</li> <li>• Emergency stop button.</li> </ul>		
	<p>Note: Automatic control panel + LTS panel measures the Mains voltage and starts automatically the genset within few seconds in case of Mains failure. It transfers immediately the load again to the genset when the Mains voltage returns within the rated values.</p>			
	<p><b>GSB: GALVANIZED BASEFRAME.</b> Heavy duty galvanized skid to be installed under the genset. Easily transportable with fork lift and complete with leak proof tray.</p>			
	<p><b>RCG: REMOTE CONTROL BY GSM KIT</b> (kit for genset management and control by remote PC; communication available by means of RS232 directly to PC or through GSM modem). Available only on the automatic versions.</p>			
ACCESSORIES		<p><b>STR: SITE TRAILER.</b> Single axle.</p>		
		<p><b>RTR: ROAD TRAILER (only for Spanish market).</b> Single axle.</p>		
		<p><b>ELT: ELECTRIC LIGHTING TOWER COMPLETE WITH SITE TRAILER.</b> Complete with 6 x IP55 quartz-iode halogen 1.500W lights, 9m extensible tower and control panel for tower control (circuit breaker protection included).</p>		
	<p><b>MLT: MANUAL LIGHTING TOWER COMPLETE WITH SITE TRAILER.</b> Complete with 6 x IP55 quartz-iode halogen 1.500W lights, and 9m extensible tower.</p>			
	<p><b>HLT: HYDRAULIC LIGHTING TOWER COMPLETE WITH SITE TRAILER.</b> Complete with 6 x IP55 quartz-iode halogen 1.500W lights, 0.55kW electric motor, control panel (circuit breaker protection included) and hydraulic device to control the 9m extensible tower.</p>			